

TANK LEVEL GAUGE – RTS

DIMENSIONS AND SPECIFICATIONS

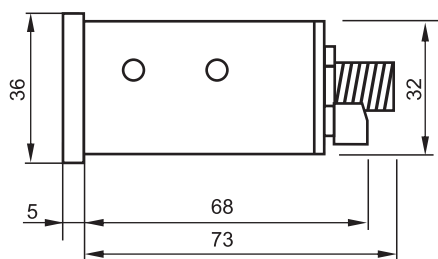


The **Tank Level Gauge – RTS** operates based on the conductance of the measured liquids. The electrodes are placed at each quarter length of the probe. The LED indicator (ultra-bright LED) signals the level of the liquid. The red LED indicates that the liquid level has reached less than 25%.

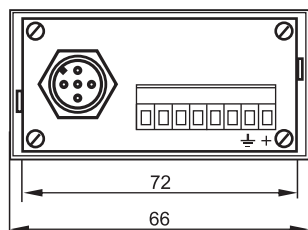
As an additional option, an external device (such as a buzzer or siren) can be controlled by a relay output pin on the indicator unit. The indicator is able to communicate with the other displays (Remote Indicators) via the 1-wire datalink.

DIMENSIONS

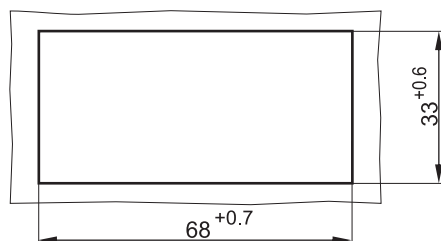
INDICATOR



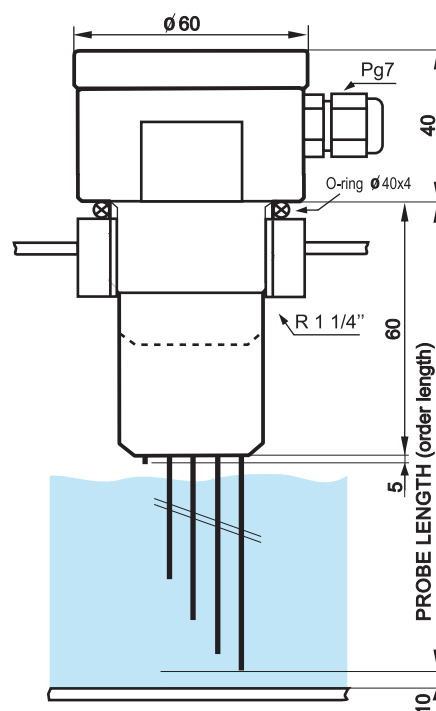
REAR PANEL CONNECTORS



CUT OUT FOR THE CONTROL PANEL



PROBE RTS



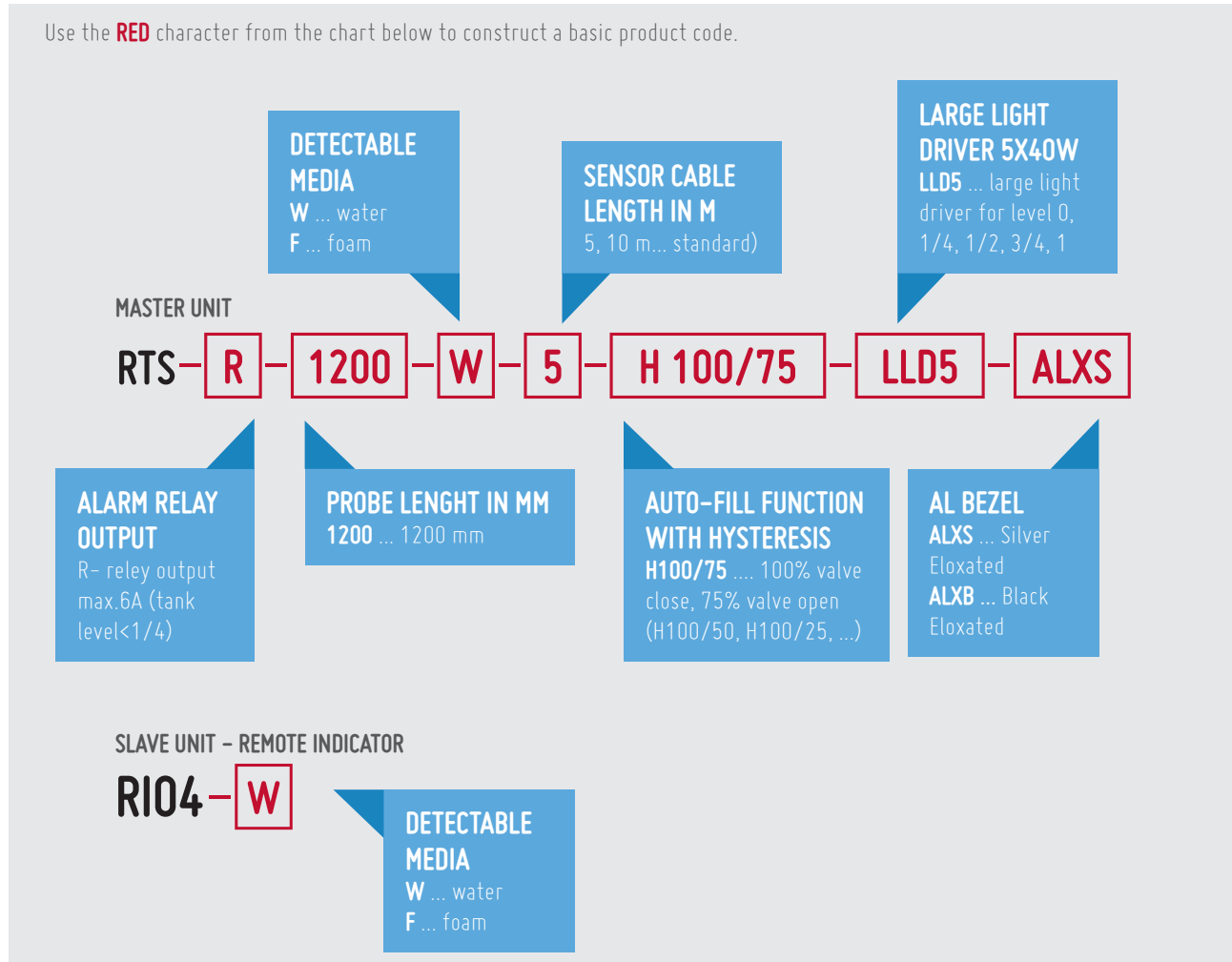
SPECIFICATIONS

Power supply	10 V ... 30 V DC
Power consumption*	approx. 3 W
Alarm relay output	Power supply voltage, max.6A
Detection method	Conductive
Level indication	5 x LEDs (ultra bright)
Detectable substances	Water, Fire-smothering foam, Current conductive liquids
Probe fitting	G 5/4" with O-ring (NBR)
Electrodes Material	1.4305 stainless steel
Enclosure protection (IEC 529)	IP67 Probe; IP67 Indicator (front panel)
Operating temperature – indicator	from -45 °C to +85 °C (from -49 °F to +185 °F)
Dimensions of the indicator (IEC 61554)	72x36x68 mm or 77.5x41.5x68 with Aluminium Bezel (LxHxW)
RTS-AU	96x48x73 mm or 103x55x73 with Aluminium Bezel (LxHxW)
Probe cable	5 x 0,25 + connector M12
Weight	Probe (1 m): 0.8 kg, Indicator: 0,1 kg
	* No outputs active

TANK LEVEL GAUGE – RTS

ORDERING INFORMATION

Use the **RED** character from the chart below to construct a basic product code.



TANK LEVEL GAUGE – RTS AU

DIMENSIONS TANK LEVEL GAUGE RTS-AU

